

Affirm Refine Aspire

Holy Spirit Catholic Schools Learning Services 6/5/2020

Time to Celebrate!

Our year is wrapping up and it has been one for the history books! Through the hard work of all of our teachers, students, support staff and our Holy Spirit families, we have (almost!) made it to the end of what has been a very stressful time in all of our collective years of education. We have many reasons to celebrate -- and all of us deserve a memorable end to an unforgettable year.

Certainly, we will not be planning our typical end-of-year festivities, but it is more important than ever to celebrate this important milestone. Our Learning Coaches, Louise & Dianne, have curated a whole host of options for you to consider in order to celebrate the end of the school year with your students. While sadly we won't be able to celebrate in person, there are some very creative ways to say farewell in style. How are you planning to celebrate the year's successes with your students?

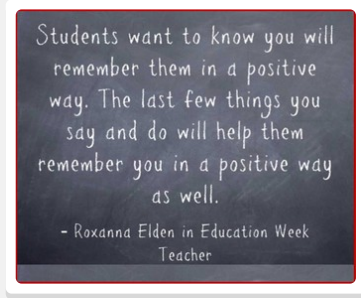
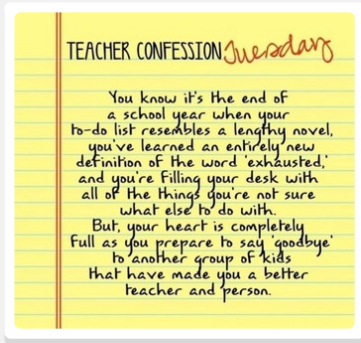
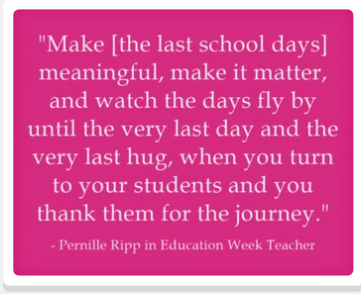
Carmen Larsen
Director of Learning

Year-End Celebrations

With the school year quickly coming to a close, many of us in a regular school year would be starting to plan our end of the year activities for our students. However, in these unprecedented times, everything is different. So it is important to ask ourselves, "How do I want my students to remember the end of this year with me?" This year, more than ever, our students need fun, uplifting activities to round out their year.

Consider building in choice when considering end of the year activities and be mindful of how students are able to become involved in year end activities. As well consider how certain activities might make children feel.

Here are some examples of activities that might support you in creating, for your students, a wonderful end to this school year.



Say goodbye in a way that lets your students know you really saw them, even if it was only for a little while.

Write a Letter To Your Students.

Consider writing your students a heartfelt letter which will become an important keepsake for them; especially this year. You might consider including a self-addressed stamped envelope and an invitation to write back to you.

Write a Letter to Your Future Self.

Depending on the age of your students, students may wish to write a letter to their future selves. Students could write about their goals, predictions, family, expectations, etc. Teachers, you may consider adding a digital twist in the project. Have students email their letters to you. You could immediately forward their letters back to them but schedule the letters to be delivered one year from now. If students wish for their letter to remain private, they may consider using the [FutureMe.Org](https://www.futureme.org/) website. Students can create a letter

Say goodbye in a way that invites your students to share their feelings and the most important things they've learned from spending time together.

Make a Digital Memory Book. Consider using Google Slides to capture those important memories of this year for your students. Older students may want to help you create slides for a class memory ebook or they may wish to create their own personal memory ebook. Slide suggestions for older students might be: My Year in Selfies, My Year in Books, Soundtrack of My Year, Top Ten Highlights of the Year, or End of the Year Thank You.

[How to Create an eBook with Google Slides](#)

Activities with Flipgrid:

- * Have all your students make a "Happy Birthday" shout-out video to kids who had birthdays during the school closure and the summer.
- * Ask your students to record a 60-second video naming their favorite memory from this school year. Put all the "video-

Say goodbye in a way that fills them with hope.

End of the Year Fun and Games. Create an end of the year game to play virtually with students such as Bingo, [Jeopardy](#) or Family Feud, or try a [digital Breakout game](#).

Host a "Come as Your Future Self Party" and have students come to a Google Meet or Zoom party dressed as their future selves. Students can chat with other students about their future dreams. Or, invite your students to take part in a TikTok dance challenge, create a new dance and post it on Flipgrid or another video platform. Have students learn the same dance, and record themselves completing the challenge.

Celebrate kindness. Make the focus of your final week to commit random acts of kindness, and celebrate them as a group. The givers will get as much of a lift as the receivers.

Share a book. Consider sharing with your students a book that speaks to your wishes for them as they continue on to the summer. 'I Wish You More' is a

they would like it to be delivered to them; perhaps a year, two years or more. Find letter suggestions [here](#).

Spend time together.

Host a final one-to-one online check-in with each student and their family members. Use this as a time to share the best of what each child brought into your life and your classroom this year.

Plan a Virtual Oscar's Event

Roll out the virtual red carpet and have students help you plan the culminating event. Imagine an Oscar's type event. Students could even dress up. You might give awards for such things as the year's best book, a memorable special day, a hilarious classroom moment or other ideas. Some students may want to offer Oscar-style acceptance speeches.

end of the year video collage.

* Have students share videos for a talent show or other sharing idea. Be mindful of the comfort level of your students.

Students Congratulate Each Other.

Invite students to design and create end of the year awards for their classmates.

Here's one way to set it up:

* Remind students of appropriate, acceptable comments to include on their classmates' slides. Include a list of classmate's names to ensure correct spelling

* Allow students to come up with their own end of the year award designs and descriptions, then submit the final copy to you. You can use a combination of the best designs that students create and digitally email each student their end of the year award. [Fun End of the Year Distance Learning Ideas](#)

suggestion. You can find the video link [here](#).

Countdown activities - 10 Day Countdown Balloon Pop Tutorial

Go on an End of the Year Virtual Field Trip

Why not take a trip with your students? There are several ideas for virtual field trips [here](#) and [here](#). If you'd like to take your class to the zoo, [these sites](#) feature livestreams.

'Take What You Need' Wall (Digital Version).

The 'Take What You Need' Board is similar to a graffiti wall. Padlet could be used as a tool to get students to post messages of hope, strength and support. Students may also want to create positive messages for others on this digital wall. This is a great way for students to support each other.

Invite special visitors.


Include your school administrators or next year's teacher in your final virtual meetings. Remind them that these friendly faces will be there to welcome them back when we can all be together again.




About Us

Holy Spirit Catholic Schools
Learning Services
620 - 12B Street North
Lethbridge, Alberta
T1H 2L7

 Lethbridge, AB, Canada

 403 327 9555

 learningservices@holyspirit.ab...

 holyspirit.ab.ca

